

Math 265 : other examples for Sept 8, 2010

Example 3 Direction field for the ODE

$$\frac{dy}{dt} = t - \sin y \quad y(0) = -1$$

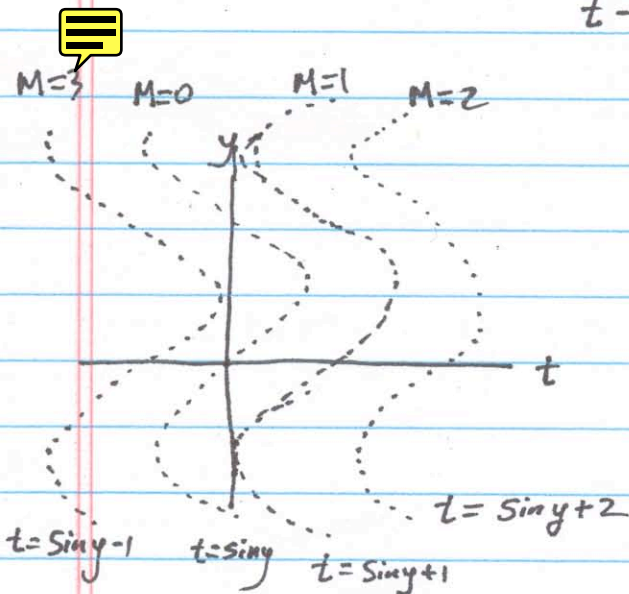
This quantity is the slope of a tangent line to solution curves (since it has to match the first derivative at any point $y(t)$).

To sketch this direction field, it is helpful to first sketch out (t, y) -curves for which

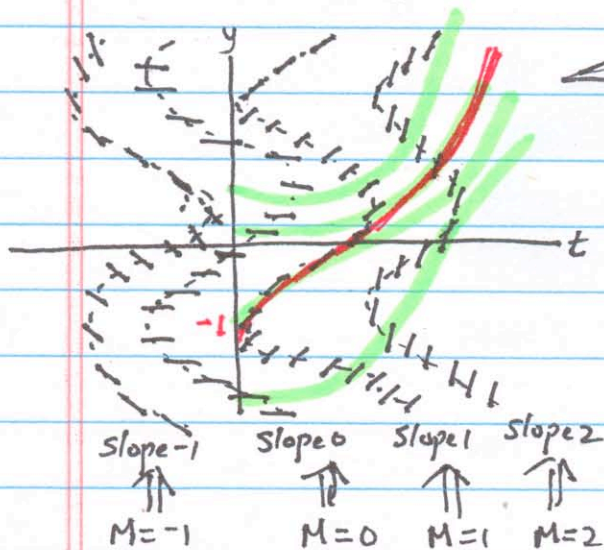
$$t - \sin y = M = \text{constant}$$

then this constant will tell us what are slopes of tangents to $y(t)$ all along that locus.

Here are a few such curves (they are all sine curves shifted along the t axis)



Next, let us draw in the tangent lines having slope M on each of these loci. This produces a direction field



Finally, let us sketch in a few solution curves $y(t)$, i.e. curves that start at some initial condition and are always parallel to this "flow"

Note: Of course, we could just create a table of values for t | y | $\frac{dy}{dt}$

as in Example 2' in the lecture, but that gets quite tedious! The above uses our graphical skills more efficiently.

On the above, one curve satisfies the initial condition $y(0) = -1$, shown in red

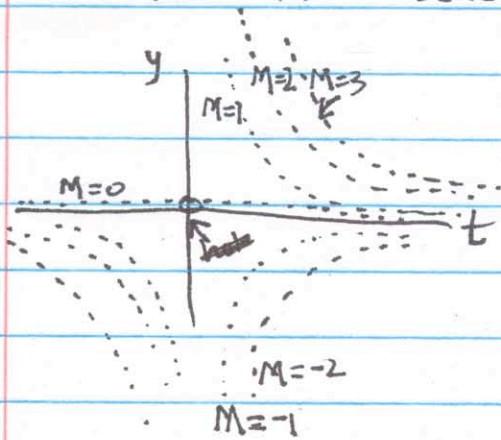
Example 4: Draw a direction field for

$$\frac{dy}{dt} = \frac{1}{2} y t \quad y(0) = 2$$

This says that slope of tangent lines to solutions are

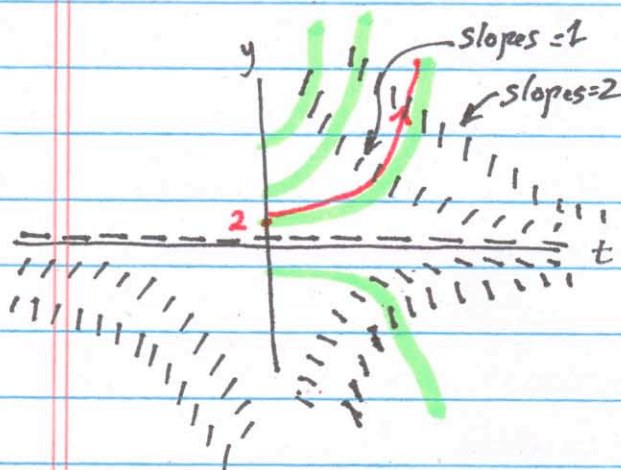
$$M = \frac{1}{2} y t \quad \text{is.} \quad y = \frac{2M}{t}$$

Let us sketch a few loci for which this relationship holds, where M is some constant



Now add tangent vectors of slope M to each curve (when $M = 1, 2, 3, -1, -2$ etc)

We get the picture shown below



Finally, add solution curves

The curve we want satisfies $y(0) = 2$ and is shown in red

See also Boyce + DiPrima (9th ed.) Sec 1.1