

# Asymptotic Error Analysis

Brian Wetton

Mathematics Department, UBC  
[www.math.ubc.ca/~wetton](http://www.math.ubc.ca/~wetton)

Plovdiv University Mathematical Analysis Department  
June 17, 2022

# Mathematics Department

## University of British Columbia



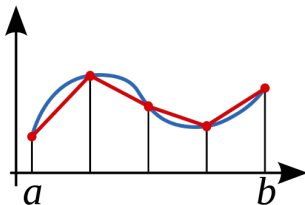
- Strong graduate programme
- Interdisciplinary activity through the Institute of Applied Mathematics
- Educational innovation

## Overview of the Talk

- Mathematical models describe physical (financial, ...) phenomena
- Computational approximation should be convergent
- Errors from computational methods using regular grids to compute smooth solutions have additional structure
- This structure can
  - allow Richardson Extrapolation
  - lead to super-convergence
  - guide the implementation of boundary conditions
  - help in the analysis of methods for non-linear problems
- Numerical artifacts (non-standard errors) can be present
- The process of finding the structure and order of errors can be called Asymptotic Error Analysis. **Needs smooth solutions and regular grids.**

## Trapezoidal Rule

- Trapezoidal Rule  $T_h$  approximation to  $\int_a^b f(x)dx$  is the sum of areas of red trapezoids.
- Widths  $h = (b - a)/N$  where  $N$  is the number of sub-intervals.
- Error bound



$$\left| \int_a^b f(x)dx - T_h \right| \leq \frac{(b-a)}{12} Kh^2$$

where  $K = \max |f''|$

- Second order convergence.

## Proof of Error Bound-I

- Consider a subinterval  $x \in [0, h]$ .
- Let  $L(x)$  be linear interpolation on this subinterval and  $g(x) = f(x) - L(x)$ , so  $g(0) = g(h) = 0$ .
- The error  $E$  of trapezoidal rule on this subinterval is

$$E = \int_0^h g(x) dx$$

- Integrate by parts twice

$$\begin{aligned} E &= - \int_0^h (x - h/2) g'(x) dx \\ &= \frac{1}{2} \int_0^h (x^2 - xh) g''(x) dx = \frac{1}{2} \int_0^h (x^2 - xh) f''(x) dx \end{aligned}$$

## Proof of Error Bound-II

$$\text{Subinterval } E = \frac{1}{2} \int_0^h (x^2 - xh) f''(x) dx$$

$$|E| \leq \frac{K}{2} \int_0^h (xh - x^2) dx = \frac{Kh^3}{12}.$$

Summing over  $N = (b - a)/h$  subintervals gives the result

$$|I - T_h| \leq \frac{(b - a)}{12} Kh^2$$

## Trapezoidal Rule Applied

Trapezoidal Rule applied to the integral  $I = \int_0^1 \sin x dx$

$h$	$I - T_h$
1/2	0.0096
1/4	0.0024
1/8	0.00060
1/16	0.00015
1/32	0.00004

Not only is

$$|I - T_h| \leq \frac{(b-a)}{12} Kh^2$$

but

$$\lim_{h \rightarrow 0} \frac{I - T_h}{h^2}$$

exists. There is *regularity* in the error that can be exploited.

## Error Analysis of Trapezoidal Rule-I

- We had

$$|E| \leq \frac{Kh^3}{12} \Rightarrow |I - T_h| \leq \frac{(b-a)}{12} Kh^2$$

- but with a bit more work it can be shown that

$$\begin{aligned} E &= -f''_{\text{ave}} h^3 / 12 + O(h^5) \Rightarrow \\ I - T_h &= -\frac{(b-a)}{12} Ch^2 + O(h^4) \end{aligned}$$

where  $C$  is average value of  $f''$  on the subinterval.

- with more work the error in Trapezoidal Rule can be written as a series of regular terms with even powers of  $h$  (Euler-McLaurin Formula).



## Error Analysis of Trapezoidal Rule-II

$$T_h = I + \frac{(b-a)}{12} Ch^2 + O(h^4)$$

- This error regularity justifies Richardson extrapolation

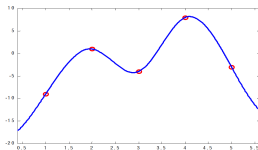
$$I = \left(\frac{4}{3} T_{h/2} - \frac{1}{3} T_h\right) + O(h^4)$$

- The  $O(h^4)$  error above is regular and so can also be eliminated by extrapolation. Repeated application of this idea is the Romberg method.

## Interesting Facts

- Richardson extrapolation of the Trapezoidal Rule is Simpson's Rule
- Trapezoidal and Midpoint Rules are spectrally accurate for integrals of periodic functions over their period

## Cubic Splines



- Given smooth  $f(x)$  on  $[0,1]$ , spacing  $h = 1/N$ , and data  $a_i = f(ih)$  for  $i = 0, \dots, N$  the standard cubic spline fit is a  $C_1$  piecewise cubic interpolation.
- Cubic interpolation on each sub-interval for given values and second derivative values  $c_i$  at the end points is fourth order accurate.
- If the second derivative values are only accurate to second order, the cubic approximation is still fourth order accurate.
- For  $C_1$  continuity,

$$c_{i-1} + 4c_i + c_{i+1} = \frac{6}{h^2}(a_{i+1} - 2a_i + a_{i-1})$$

## Cubic Splines - Periodic Analysis

$$c_{i-1} + 4c_i + c_{i+1} = \frac{6}{h^2}(a_{i+1} - 2a_i + a_{i-1})$$

In this case,  $c$  has a regular asymptotic error expansion

$$c = f'' + h^2\left(\frac{1}{12} - \frac{1}{6}\right)f'''' + \dots$$

(the fact that  $c_{i-1} + c_{i+1} = 2c_i + h^2c'' + \dots$  is used). Since the  $c$ 's are second order accurate, the cubic spline approximation is fourth order accurate.

### Notes:

- The earliest convergence proof for splines is in this equally spaced, periodic setting **Ahlberg and Nilson**, "Convergence properties of the spline fit", J. SIAM, 1963
- **Lucas**, "Asymptotic expansions for interpolating periodic splines," SINUM, 1982.

## Cubic Splines - Non-Periodic Case

$$c_{i-1} + 4c_i + c_{i+1} = \frac{6}{h^2}(a_{i+1} - 2a_i + a_{i-1})$$

In the non-periodic case, additional conditions are needed for the end values  $c_0$  and  $c_N$ :

natural:  $c_0 = 0, O(1)$

derivative:  $2c_0 + c_1 = \frac{6}{h^2}(a_1 - a_0) - \frac{3}{h}f'(0), O(h^2)$

not a knot:  $c_0 - 2c_1 + c_2 = 0, O(h^2)$

First convergence proof for “derivative” conditions **Birkhoff and DeBoor**, “Error Bounds for Spline Interpolation”, J Math and Mech, 1964.

## Cubic Splines - Numerical Boundary Layer

$$c_{i-1} + 4c_i + c_{i+1} = \frac{6}{h^2}(a_{i+1} - 2a_i + a_{i-1})$$

No regular error can match the natural boundary condition  $c_0 = 0$ .  
However, note that

$$1 + 4\kappa + \kappa^2 = 0$$

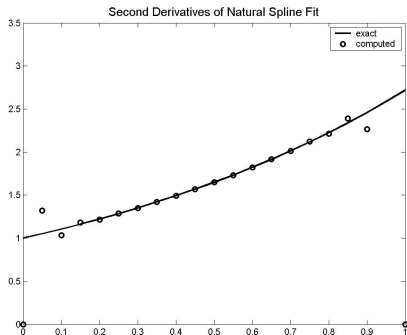
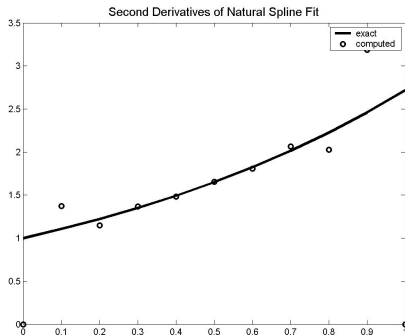
has a root  $\kappa \approx -0.268$ .

**Error Expansion:**

$$c_i = f''(ih) - h^2 \frac{1}{6} f''''(ih) - f''(0) \kappa^i \dots$$

The new term is a *numerical boundary layer*. In this case, the spline fit will be second order near the ends of the interval and fourth order in the interior. **Reference?**

# Cubic Splines - Computation



## More History

- Strang, “Accurate Partial Differential Methods II. Non-linear Problems,” Numerische Mathematik, 1964
- Goodman, Hou and Lowengrub, “Convergence of the Point Vortex Method for the 2-D Euler Equations,” Comm. Pure Appl. Math, 1990
- E and Liu, “Projection Method I: Convergence and Numerical Boundary Layers,” SINUM, 1995



# 1D Boundary Value Problem

Simple boundary value problem for  $u(x)$ :

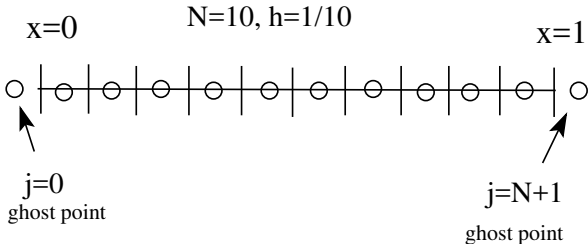
$$u'' - u = f \quad \text{with } u(0) = 0 \text{ and } u(1) = 0$$

with  $f$  given and smooth.

**Theory:** Unique solution  $u \in C^{k+2}$  for every  $f \in C^k$ .

- $N$  subintervals, spacing  $h = 1/N$ .
- Cell-Centred Finite Difference approximations

$$U_j \approx u((j - 1/2)h, j = 0 \dots N + 1.$$



# Uniform Grid

## Scheme

$$u'' - u = f \quad \text{with } u(0) = 0 \text{ and } u(1) = 0$$

- Finite Difference approximation for interior grid points

$$\frac{U_{j-1} - 2U_j + U_{j+1}}{h^2} - U_j = f(jh)$$

truncation error  $h^2 u''''(jh)/12 + O(h^4)$ .

- Linear Interpolation of the boundary conditions

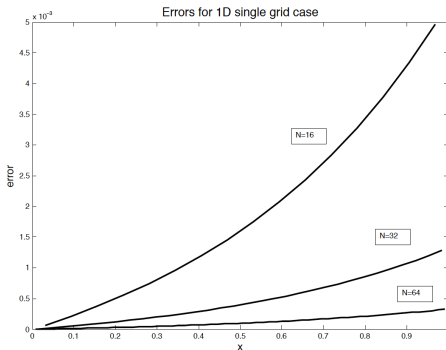
$$\frac{U_0 + U_1}{2} = 0$$

truncation error  $h^2 u''(0)/8 + O(h^4)$ .

**Lax Equivalence Theorem:** A stable, consistent scheme converges with the order of its truncation error.

# Uniform Grid

## Computational Results



**Note that:** the computed  $U = u + h^2 u^{(2)} + O(h^4)$  with  $u^{(2)}$  a smooth function of  $x$ . This is an asymptotic error expansion for  $U$  with only regular terms (no artifacts).

## Uniform Grid

Asymptotic error expansion

$$U = u + h^2 v(x) + O(h^4)$$

$$\frac{U_{j-1} - 2U_j + U_{j+1}}{h^2} - U_j = f(jh) + h^2 u''''(jh)/12 + O(h^4)$$

$$\frac{U_0 + U_1}{2} = h^2 u''(0)/8 + O(h^4)$$

Match terms at  $O(h^2)$ :

$$v'' - v = u''''/12 \quad \text{with } v(0) = u''(0)/8 \text{ and } v(1) = u''(1)/8$$

Error solves the original DE but with truncation error data.

**Note:**  $v$  is just a theoretical tool. Justifies full order convergence of derivative approximations (super-convergence):

$$(U_{j+1} - U_{j-1})/(2h) = u_x(jh) + O(h^2)$$

## Uniform Grid

Be careful on interpreting BC accuracy

At the boundary we have

$$\frac{U_0 - 2U_1 + U_2}{h^2} - U_j = f(0) \quad \text{and} \quad \frac{U_0 + U_1}{2} = 0$$

These can be combined to give

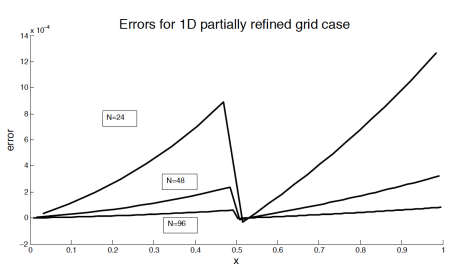
$$\frac{-3U_1 + U_2}{h^2} - U_j = f(0)$$

which is not consistent (errors do not  $\rightarrow 0$  as  $h \rightarrow 0$ ).

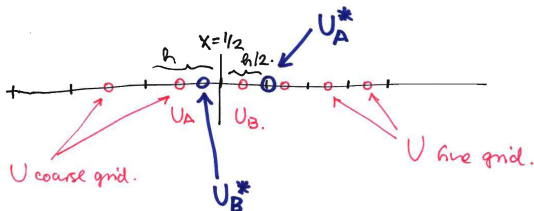
Interpret BC accuracy in discrete approximations of the original accuracy

## 1D Partially Refined Grid

- Refine the grid in the right half of the interval by a factor of 2.
- Ghost points at the refinement interface are related to grid values by linear interpolation/extrapolation.
- Second order convergence is seen in the solution.
- The computed  $U$  has a piecewise regular error expansion.



## 1D Partially Refined Grid Analysis



- Linear interpolation  $U_B^* = \frac{2}{3}U_A + \frac{1}{3}U_B$
- Linear extrapolation  $U_A^* = -\frac{1}{3}U_A + \frac{4}{3}U_B$
- Determine the accuracy at which the “interface” conditions  $[u] = 0$  and  $[u'] = 0$  are approximated.
- The conditions above can be rewritten as

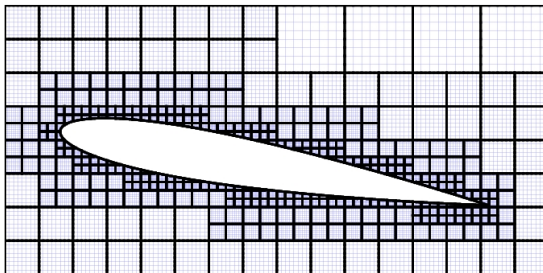
$$(U_A + U_A^*)/2 = (U_B + U_B^*)/2$$

$$(U_A^* - U_A)/h = (U_B - U_B^*)/(h/2)$$

so are second order approximations of the interface conditions.

## Piecewise Regular Grids

- Computations on regular grids have many advantages.
- To retain some of the advantages but allow adaptivity, refinement in regular blocks is often done.




Clinton Groth, University of Toronto



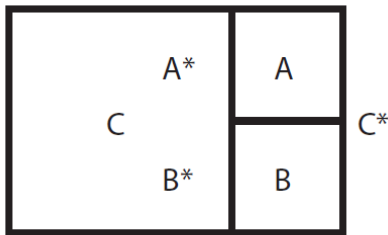
## Idealized Piecewise Regular Grid

Consider the idealized setting of a coarse grid and fine grid with a straight interface:

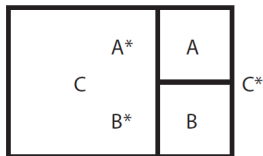


## Problem and Discretization

- Consider the problem  $\Delta u = f$ .
- The grid spacing is  $h$  (coarse) and  $h/2$  (fine).
- The discrete approximation is cell-centred, denoted by  $U$ .
- Away from the interface, a five point stencil approximation is used.
- At the interface, ghost points are introduced, related to grid points by linear extrapolation.



## Analysis of Piecewise Regular Grid-II



- The ghost point extrapolation is equivalent to

$$\frac{1}{4}(U_A + U_{A^*} + U_B + U_{B^*}) = \frac{1}{2}(U_C + U_{C^*})$$

$$\frac{1}{h}(U_A - U_{A^*} + U_B - U_{B^*}) = \frac{1}{h}(U_{C^*} - U_C)$$

$$(U_A - U_B - U_{A^*} + U_{B^*}) = 0$$

- The first two conditions are second order approximations of the “interface” conditions  $[u] = 0$  and  $[\partial u / \partial n] = 0$ .
- They contribute to the second order regular errors of the scheme (different on either side of the grid interface).

## Analysis of Piecewise Regular Grid-III

$$(U_A - U_B - U_{A^*} + U_{B^*}) = 0$$

- This is satisfied to second order by the exact solution, error  $h^2 u_{xy}/4$ .
- Note that this only involves fine grid points.
- Expect a parity difference between fine grid solutions at the interface.
- This results in a numerical artifact of the form

$$h^2 A(y) (-1)^j \kappa^i$$

where  $(i, j)$  is the fine grid index and  $\kappa \approx 0.172$ .

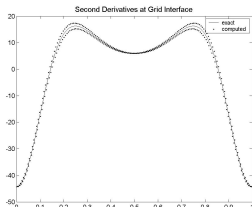
- This is a numerical boundary layer on the fine grid side that alternates in sign between vertically adjacent points.

## Piecewise Regular Grid - Analysis Summary

- Coarse grid has regular error  $U_{coarse} = u + h^2 e_{coarse} + \dots$
- Fine grid has regular error and the artifact

$$U_{fine} = u + h^2 e_{fine} + h^2 \frac{u_{xy}(0, y)}{8(1 - \kappa)} (-1)^j \kappa^j + \dots$$

- Artifact causes loss of convergence in  $D_{2,y}U$  and  $D_{2,x}U$  on the fine grid side at the interface.



## Additional Discussion

$$h^q A(y) (-1)^j \kappa^i$$

- This artifact is present in all schemes (FE, FD, FV) on the grid, although the  $q$  may vary.
- Determinant condition, satisfied for stable schemes.
- For variable coefficient elliptic problems,  $\kappa(y)$  smooth.

## Summary

- Asymptotic error analysis can be used to describe regular errors and numerical artifacts in finite difference methods and other schemes on regular meshes.
- Historical examples of Romberg integration and spline interpolation were given.
- Asymptotic error analysis can be used to help **understand the accuracy of different implementations of boundary and interface conditions.**
- A new result describing the errors in methods for elliptic problems on piecewise regular grids with hanging nodes was given.