

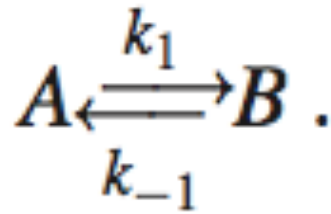


Mathematical Cell Biology Graduate Summer Course
University of British Columbia, May 1-31, 2012
Leah Edelstein-Keshet

Modeling Preliminaries

Simple biochemical models,
The Law of Mass Action,
and Michaelis-Menten Kinetics

State transitions and rate equations



Consider a small time interval of duration Δt .

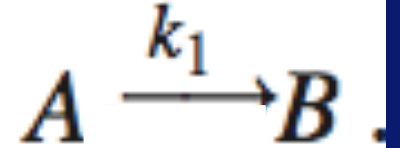
Initially: state A.

During an interval Δt either

- (i) the molecule remains in state A, or
- (ii) the molecule shifts to state B and stays in state B.

We define $k_1 \Delta t$ to be the probability of (ii)

Transition probability

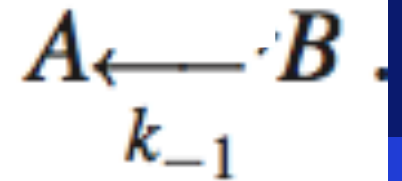


Probability that during an interval of duration Δt a molecule that is initially in state A will shift to state B:

$$\text{Prob} = k_1 \Delta t [1 + E(\Delta t)]$$

Small error term that approaches 0 as Δt gets small

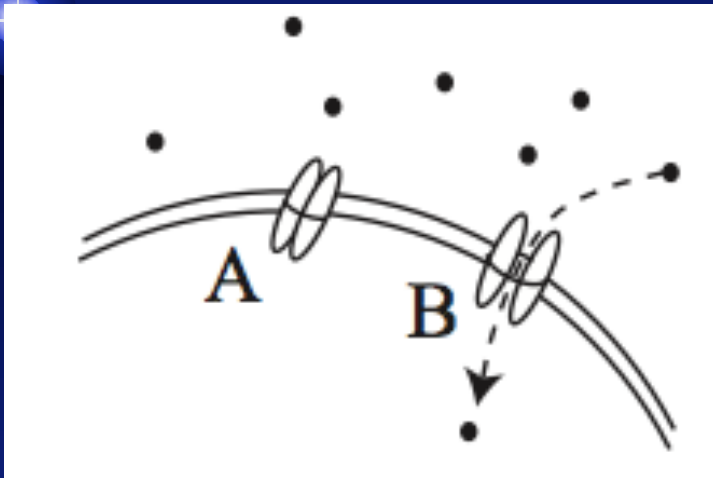
Transition probability



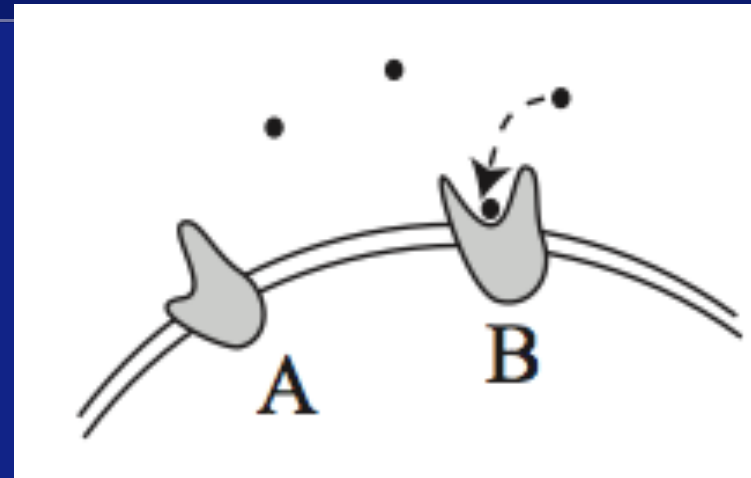
Similarly, probability of reverse transition during Δt

$$\text{Prob} = k_{-1} \Delta t [1 + E(\Delta t)]$$

Examples:



Closed and open
membrane channels



Conformation change in a
cell-surface receptor

Markov properties:

1. Transitions between states are *random*.
2. The probability that a transition occurs *does not depend on the history of previous events*
3. If the environment is constant, the transitions do not depend on the time of observation.
4. Everything is independent of space, i.e. the reaction is well-mixed.

Formulating the equation for A

decrease in A molecules

= total number of A molecules \times fraction
that become B

= $A \cdot (k_1 \Delta t)$.

$$A(t + \Delta t) - A(t) = -A(t) \cdot (k_1 \Delta t) + B(t) \cdot (k_{-1} \Delta t)$$

Continuum limit is an ODE:

Dividing by Δt , taking the limit as $\Delta t \rightarrow 0$

$$\frac{dA}{dt} = \lim_{\Delta t \rightarrow 0} \frac{A(t + \Delta t) - A(t)}{\Delta t},$$

$$\frac{dA}{dt} = -k_1 A + k_{-1} B.$$

Similarly,

$$\frac{dB}{dt} = k_1 A - k_{-1} B.$$

System of ODEs

$$\frac{dA}{dt} = -k_1A + k_{-1}B.$$

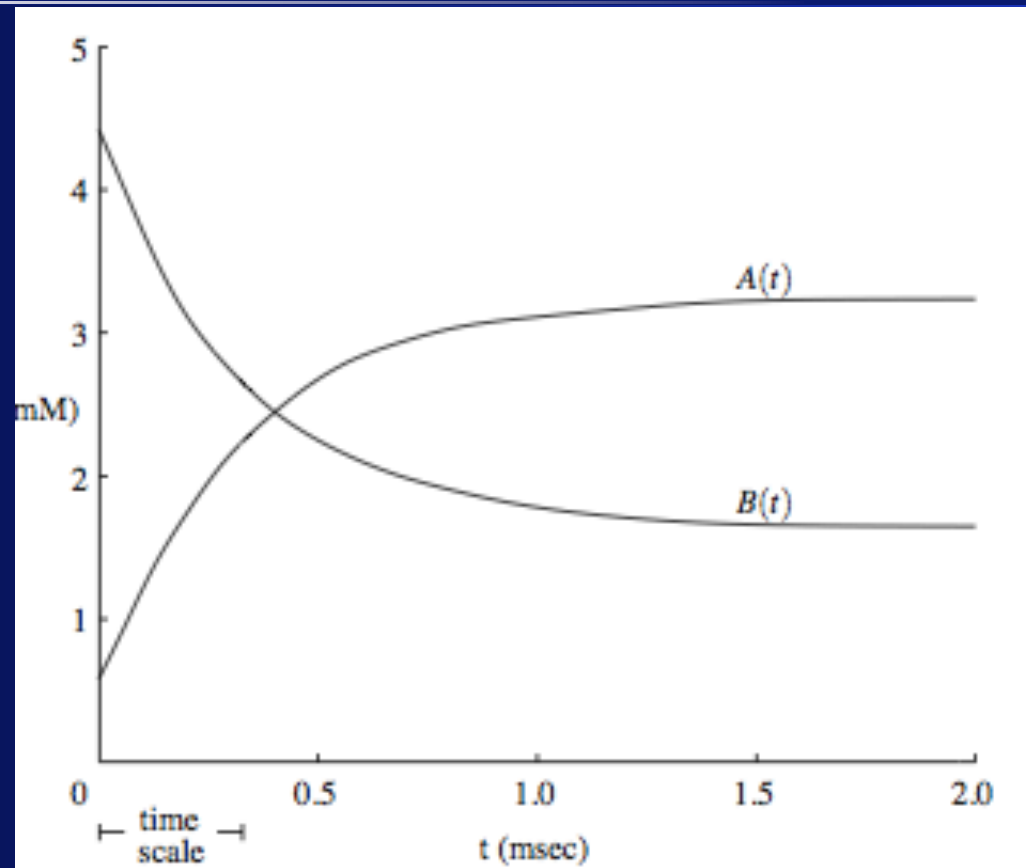
$$\frac{dB}{dt} = k_1A - k_{-1}B.$$

$$A(0) = A_0,$$

$$B(0) = B_0.$$

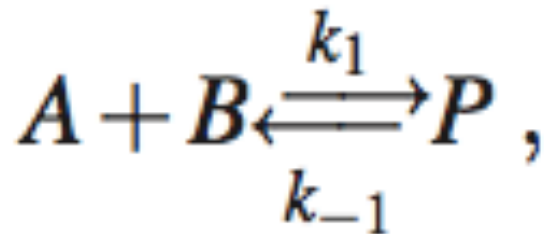
$$A(t) + B(t) = M.$$

Solutions

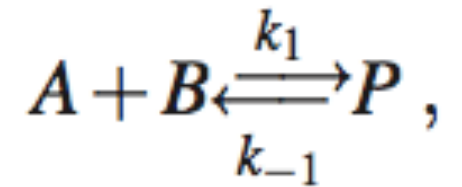


Law of Mass Action

In a reaction involving the interaction of two types of molecules, the rate of reaction is proportional to the concentrations of the two reactants.



Rate equations

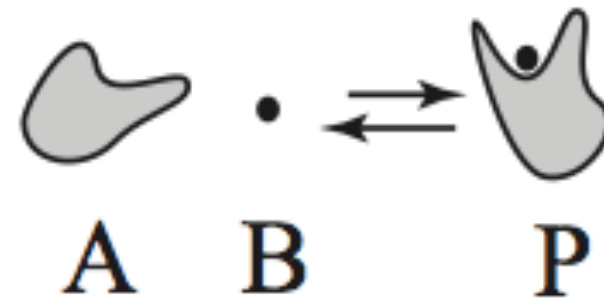
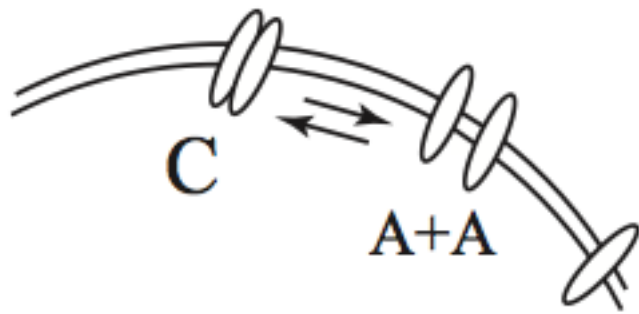


$$\frac{dA}{dt} = -k_+ AB + k_- P$$


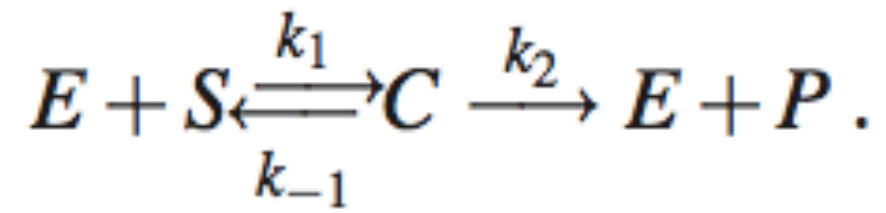
$$\frac{dB}{dt} = -k_+ AB + k_- P$$

$$\frac{dP}{dt} = k_+ AB - k_- P$$

Examples



Enzyme reactions



Full model equations

$$dE/dt = -k_1ES + k_{-1}C + k_2C ,$$

$$dS/dt = -k_1ES + k_{-1}C ,$$

$$dC/dt = k_1ES - k_{-1}C - k_2C ,$$

$$dP/dt = k_2C .$$

$$E(0)=E_0, \quad S(0)=S_0, \quad C(0)=0, \quad P(0)=0.$$

Conservation:

$$E(t) + C(t) = E_0$$

$$S(t) + C(t) + P(t) = S_0$$

Quasi steady state

$$dC/dt \approx 0$$



$$C \approx \frac{E_0 S}{K_m + S}$$

$$\frac{dP}{dt} = \frac{V_{\max} S}{K_m + S}$$

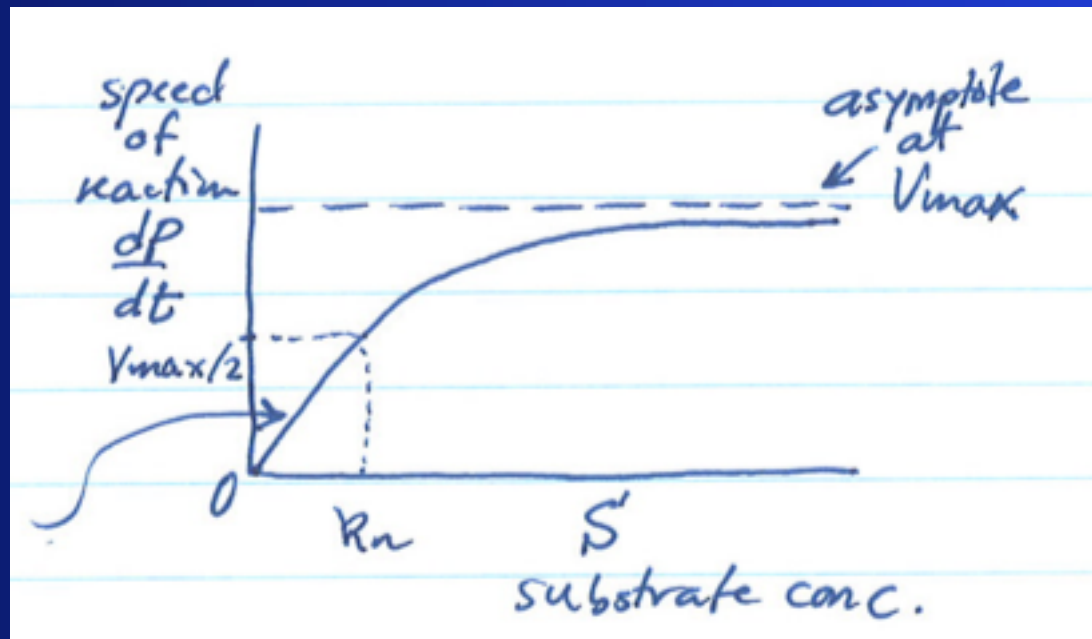
$$K_m = \frac{k_{-1} + k_2}{k_1}$$

$$V_{\max} \equiv k_2 E_0,$$


Michaelis Menten Kinetics

Speed of the reaction (V) depends on the substrate concentration as follows:

$$V = \frac{V_{\max}S}{K_m + S}$$

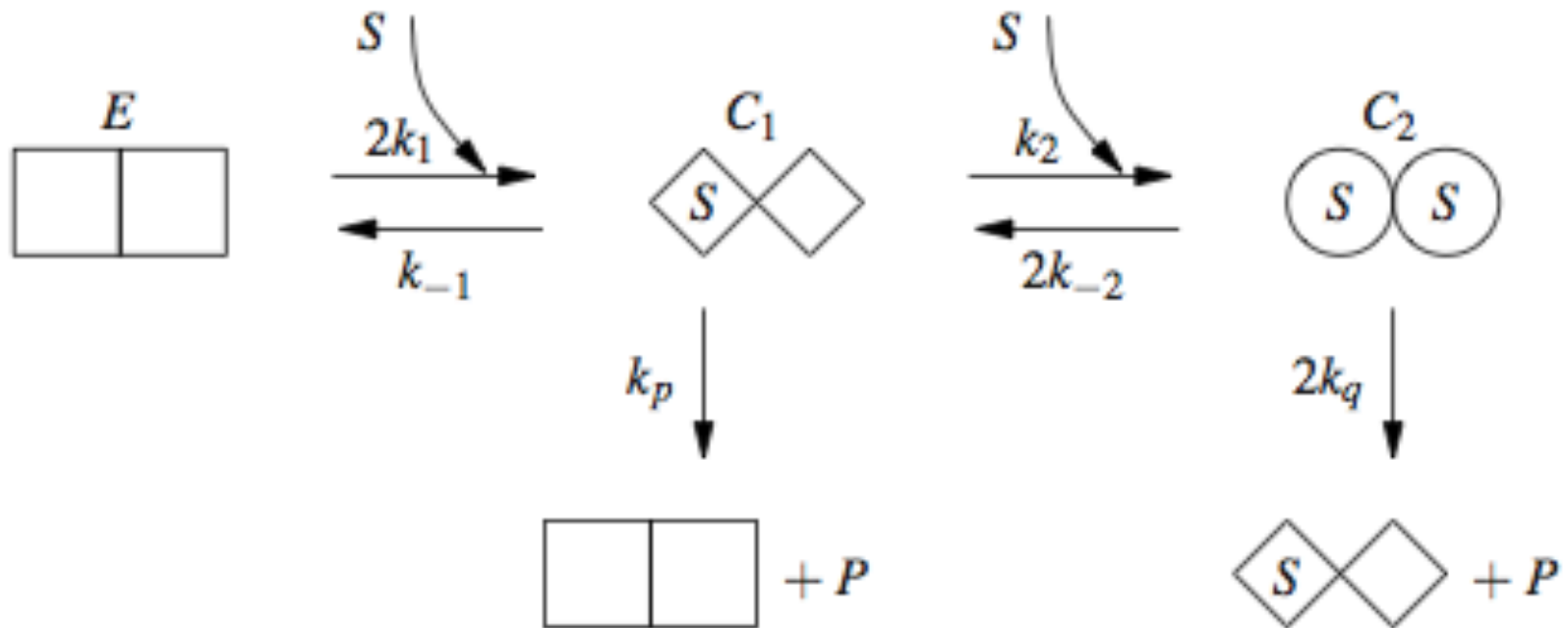


Cooperativity




Enzymes with multiple binding sites can exhibit cooperativity: binding of one substrate molecule facilitates the binding of a second one.

Full scheme



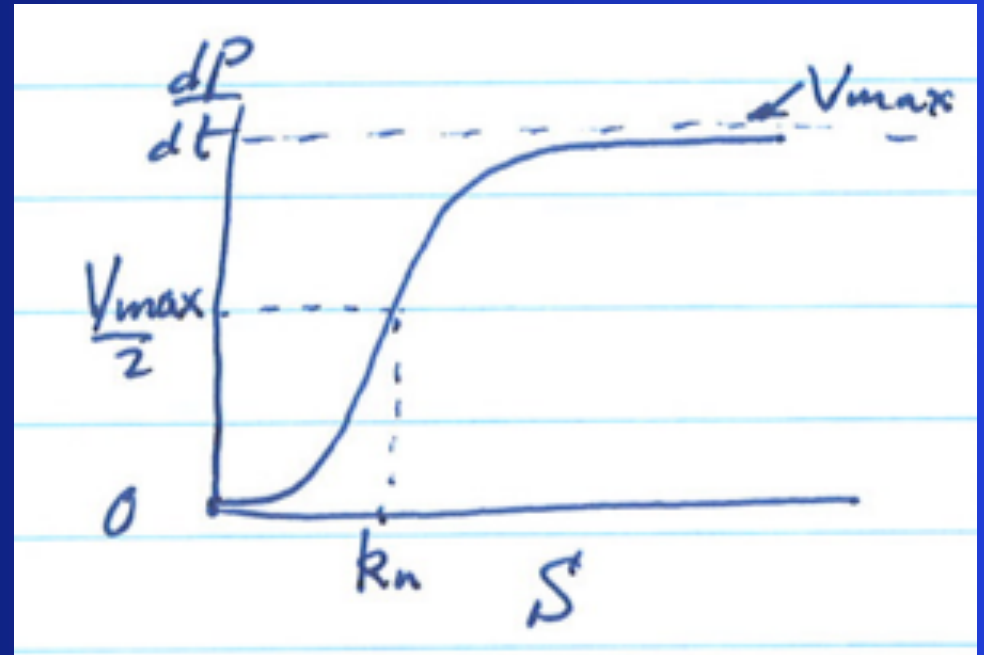
Approximate scheme



$$\frac{dP}{dt} = \frac{V_{\max} S^2}{K_m + S^2}$$

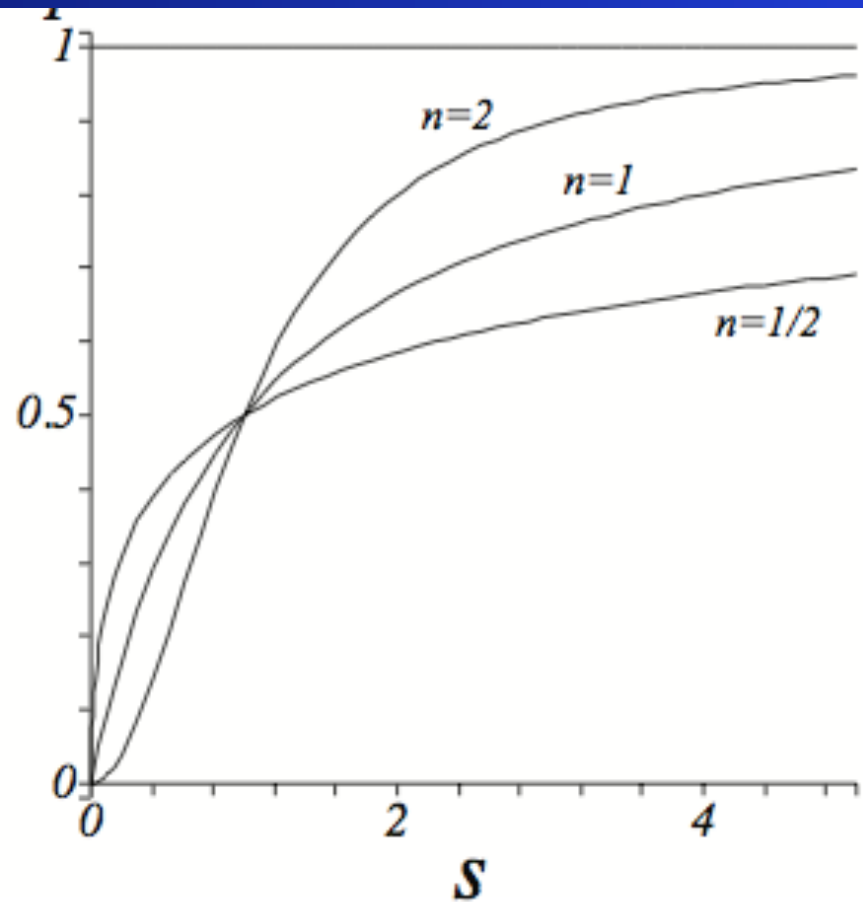
Sigmoidal kinetics

$$\frac{dP}{dt} = \frac{V_{\max} S^2}{K_m^2 + S^2}$$




Generalization: Hill function

$$f(S) = \frac{V_{\max} S^n}{K_n^n + S^n}$$



Competitive inhibition



$$\text{Reaction Rate} \approx V_s \frac{S}{\left[S + K_m^s \left(1 + \frac{i}{K_m^i} \right) \right]}$$

$$K_m^i = \frac{k_{-3} + k_4}{k_3}$$

