

Survey Results
& Analysis
for
MATH 102 Labs Survey 3

Tuesday, December 08, 2009
Powered by Vovici EFM
www.vovici.com

Executive Summary

This report contains a detailed statistical analysis of the results to the survey titled *MATH 102 Labs Survey 3*. The results analysis includes answers from all respondents who took the survey in the 58 day period from Thursday, October 08, 2009 to Saturday, December 05, 2009. 117 completed responses were received to the survey during this time.

Survey Results & Analysis

Survey: MATH 102 Labs Survey 3

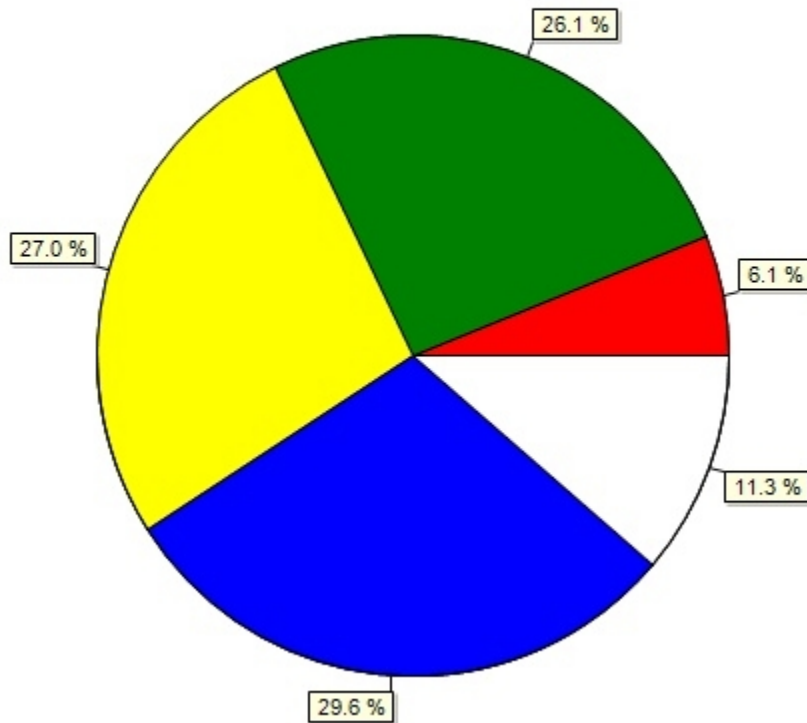
Author:

Filter:

Responses Received: 117

1) The instructions of the lab were clear and easy to follow.

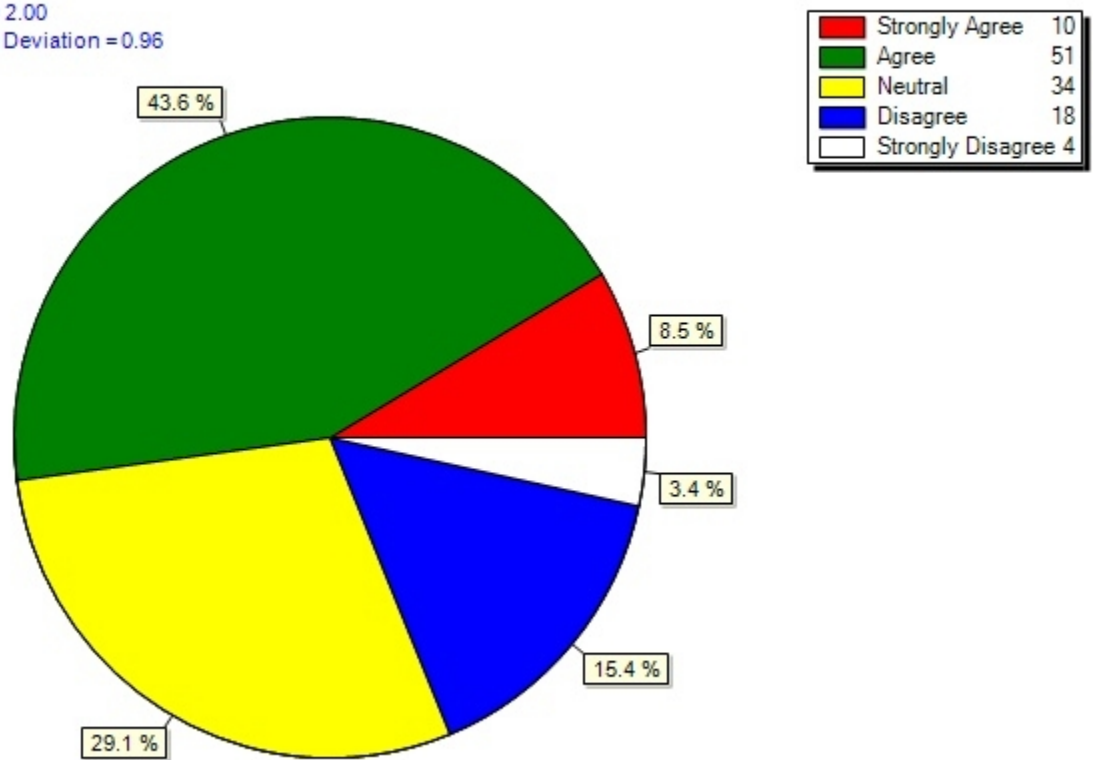
Mean = 3.14
Median = 3.00
Standard Deviation = 1.12



Strongly Agree	7
Agree	30
Neutral	31
Disagree	34
Strongly Disagree	13

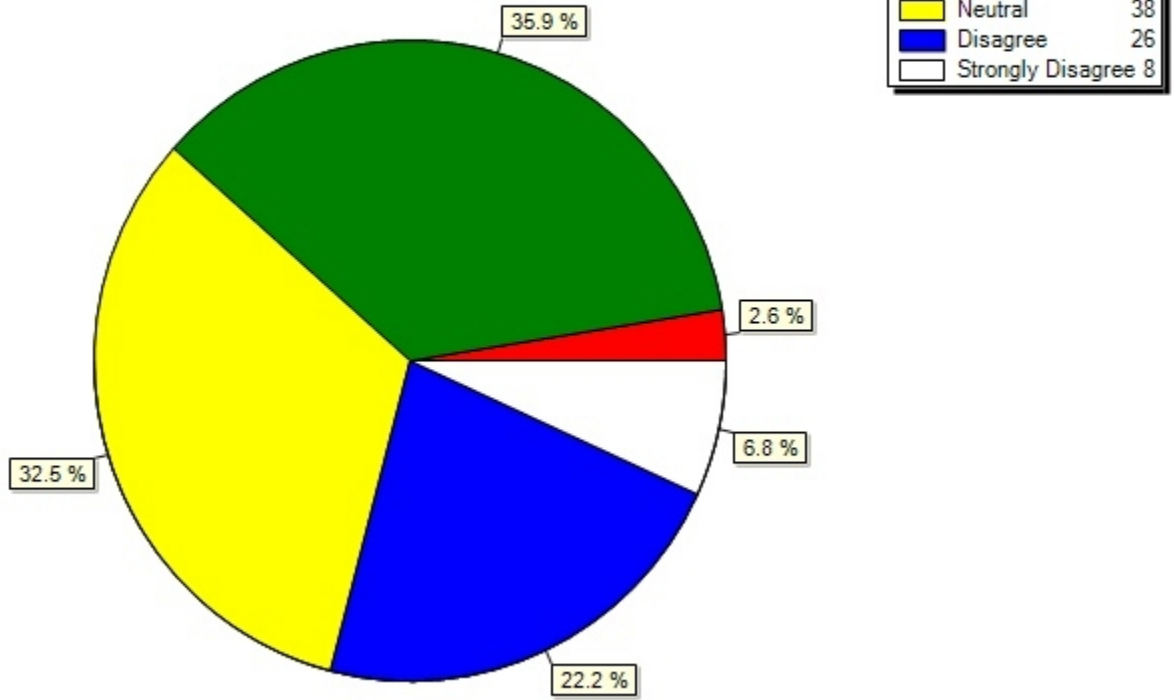
2) The learning goals of the lab were clear.

Mean = 2.62
Median = 2.00
Standard Deviation = 0.96



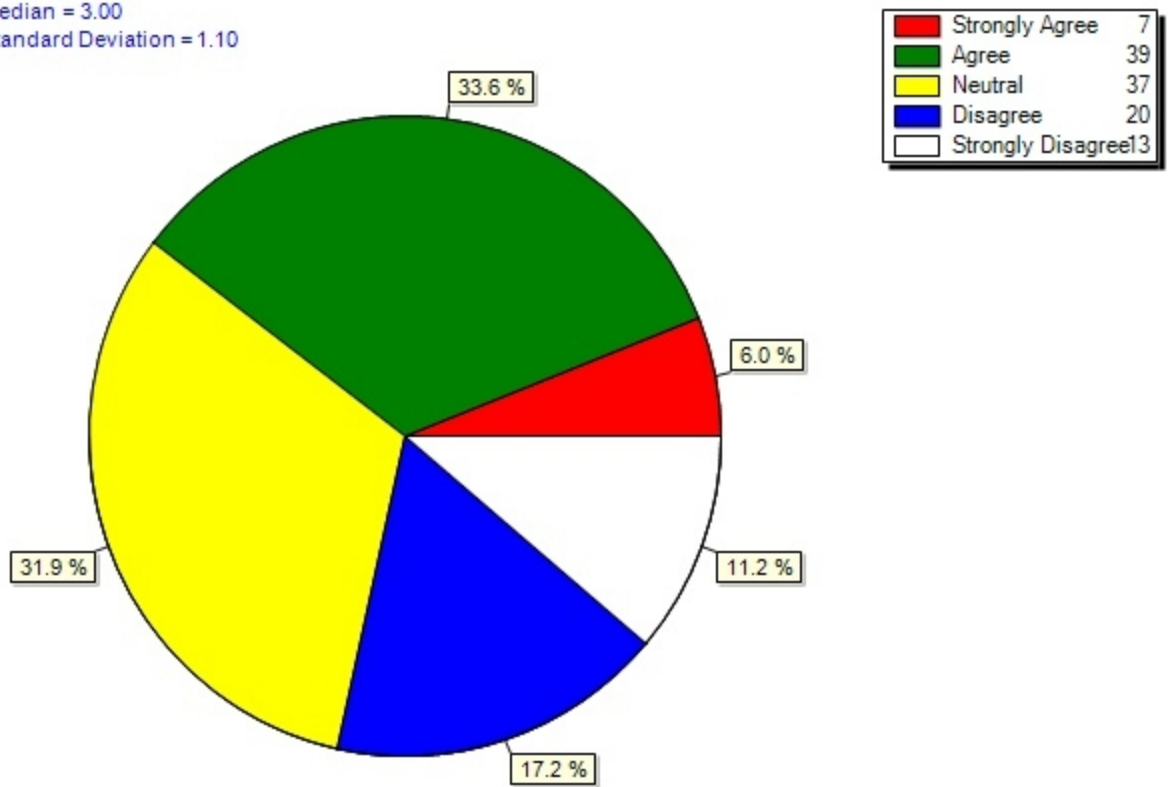
3) I found the lab useful in learning the material of the course.

Mean = 2.95
Median = 3.00
Standard Deviation = 0.98



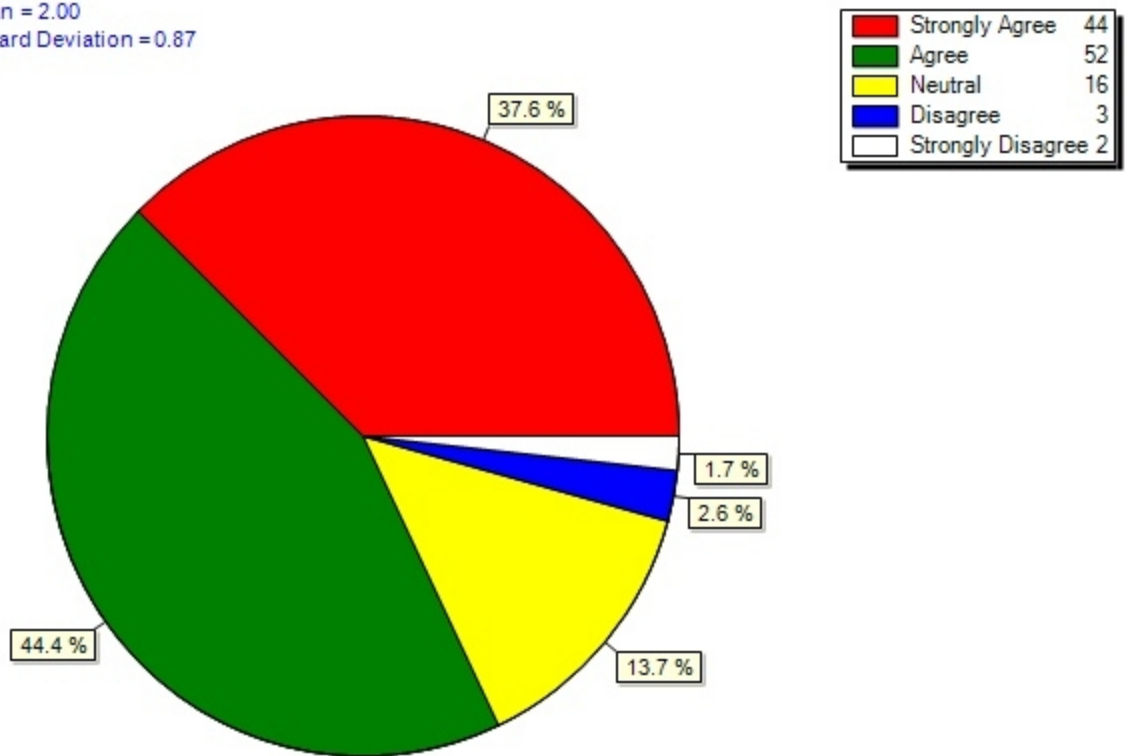
4) The lab was interesting.

Mean = 2.94
Median = 3.00
Standard Deviation = 1.10



5) My main motivation for completing the lab was earning marks toward my final grade.

Mean = 1.86
Median = 2.00
Standard Deviation = 0.87



6) Please suggest ways to improve the lab.

Please suggest ways to improve the lab.

Best fit line instructions are confusing

Its better for the instructions of the lab to be more clear. Since math sheet is a hard program to handle. I often get really confused with the material and what to do although i understand the problem.

Provide clearer instructions so that students can just do the lab by themselves at

home. I had hard time with understanding how to do the bestfitline for lab #2.
I hate working on the computers and with technology - not an enjoyable experience.
posting labs earlier and clearly informing us of the purpose of the lab.
We may learn things from labs but are they could be taught in class. Labs help but they're not needed, waste of time, could be included in homework problems
In the beginning of the lab, an oral introduction could be given. It's just a way of organizing thoughts.
I thought the purpose behind the lab was unclear. The lab itself was easy to follow, but the purpose was hard to find.
a more clearer explanation.
At some points during the lab, i'd find myself lost and not really sure what i was doing, so maybe writing an objective to the lab could be helpful. It might help direct the student as to what they should aim to do.
It's perfect. Except that sometimes the instructions at the beginneing of each problem set are insufficient especially what is to be handed in e.g. only graph or some attached sheet with work shown?
Provide clearer instructions
I wanna the TA pay more attention to student and with more patience.
A better follow up to the lab could help students learn the material better. Maybe a 10 minute class discussion about the lab and how it applies to the course would be effective in doing this.
It was way too complicated. The instructions were complicated and unclear, the instructions on how to use the program was unclear, and the program was complicated. Also, the computers should be improved. In my case, my computer froze on me in the middle of the session and I had to start over. On the other hand, the TAs were very helpful.
Everything's fine the way it is. =]
Instructions can be more concise.
I wish that the instruction is more clearly stated
Improve on the Mathsheets program.
Have a step by step more concise way of using the mathsheets program. It really helps to know what steps you can follow to complete a particular job.
It would have been easier to follow if the entire command for the bestfitline(...) was highlighted rather than just the (...) portion of it. It just made it very confusing to see what one was doing wrong since entering just the (...) wouldn't give me anything.
Clearer and more precise instructions on how to find the best fit lines.
There should be a section where it tells us exactly what we need to hand in and what we are supposed to do. The instructions were sort of all jumbled together and some of the TA's told us different things so that confused me.

<p>I came in to ask a couple questions about the lab, and a particular T.A essentially said that the guideline was very simple and just read that. I am off campus, and I came in on a day that I had no classes, it took 30 minutes to bus, and to take the time and effort to seek help only to be given inadequate help was very frustrating. I had thoroughly read the instructions prior to asking for help. This may have been an isolated incident, but I hope TA's understand the need to give clear advice rather than "just read the instructions".</p>
<p>The instructions for plotting the best fit line was a little unclear. Like I didn't understand what value you would substitute for e_0 until I experimented a little.</p>
<p>It took me two hours to figure out how to draw a line of best fit using the software. The provided instructions were very unclear and I had to google the software to be provided with a step-by-step tutorial on drawing a best fit line. This lab was more about wrestling with the program than learning mathematics. Other than that, the lab was very easy to follow.</p>
<p>The instructions on how to complete a best fit line were not very easy to follow.</p>
<p>- provide a little bit more information on the bestfitline function for those of us who had a hard time trying to understand it.</p>
<p>The bestfitline function of MathSheet was hard to figure out. I spent more time trying to figure out the program than actually solving math. I believe it would be better to scrap this lab in the future.</p>
<p>I don't think the labs really help us learn and understand the material.</p>
<p>I would be helpful if Mathsheet let us put words into the boxes instead of only formulae or numbers, so that we could label each column. This would make it easier to see which values we previously put in each column instead of having to read through each formula in each box.</p>
<p>The instructions on how to make the best fit line were very unclear.</p>
<p>I would like it if there were more examples at the beginning of the introduction. Hint buttons would be nice for anyone who was stuck too.</p>
<p>Sometimes using math sheet is a bit complicated, but other than that it is a great opportunity to understand calculus.</p>
<p>Make the lab more clear of what specifically needs to be done. Have TAs know the answers and how to do it. This lab took me 4 hours. This is absolutely ridiculous</p>
<p>The organization of the lab handout (pdf) needs to be more spread out, especially on the lab introduction pages (e.g. pg 3 - Section 1.2 - Using Mathsheet to find a best fit. Unfortunately, students tend to be very lazy and skim things, and they will skim things faster if paragraphs are put very close to each other, and with something like a math lab, they won't understand. Of course this is the fault of the student but it would help him or her if the instructions/explanation wasn't in a huge block of text.</p>
<p>I don't feel like the labs are not very relevant to the course material.</p>
<p>A more concise and easy to follow guide on how to do the best fit line is needed.</p>

Pictures or examples are highly recommended. The current instructions are vague and left me wondering how to do it for hours.
provide more detailed instructions on how to plot best fit line
I think an example of how to exactly plot the best fit line would have been helpful.
More concise instructions towards the lab, and more examples on the functions of the program MathSheet. eg. bestfitline was not explained thoroughly and the documentation provided no help.
Instruction was very very confusing.
Honestly I don't see why we need labs for this math course..... sorry
make criteria more straight forward
TAs should explain more
The instructions were unclear and not detailed enough. They need to be more clear or else the students will do the lab incorrectly. They should be clear enough so that students can do them at home without having to consult the lab TAs.
Lab was good
The information about 1% error confused me and misled to the wrong results; I considered this, and included the uncertainty... and I receive lower mark.
More detailed instruction
I think that lab 2 requires instructions that are easier to understand.
could use a little more explanation
Please ensure the computers in the lab work as some have either faulty mice and/or keyboards.
Instructions for mathsheet were a bit confusing on the lab
The lab is not well organized and people would just slack off by not attending the lab. I think rules should be set up for the motivation to learn new things.
can make it more interesting, and provide clearer instructions
Perhaps clearer wording would serve as an improvement.
TA's need to explain the overall purpose/goal of the lab before starting.
maybe provide more detailed steps since I was not able to do it without help at tutorial
The instructions were very confusing and hard to follow. It was difficult to understand what the problem set was asking you to do. Use better instructions or guidelines.
Improve the instructions for the Mathsheet program. I have no experience with spread sheets, and the instructions for the program are not very clear or helpful. For example, the instructions for making a best fit line are confusing and make the lab unnecessarily difficult.
I found that many students did not understand the bestfitline command in

MathSheet.
Maybe the inclusion of the error is redundant.
Pretty straightforward lab.
maybe provide more detail instructions
More instructions on using the mathsheat for the particular lab.
None.
This lab was simple, not too difficult. I do not think there were any issues that needed to be dealt with.
try to show graphs for all the steps taken
This lab was extremely vague and i really did not know what to do for most of the time. Using mathsheat to figure out the constants was confusing to me
I am not sure if this is possible but in mathsheat it would be helpful if we could rename some of the column letters. Make "a" be "x" or something of the sort.
Explain how to calibrate the line of best fit better.
I think labs like these need to have some specific examples to guide us on the concepts, without telling us how to do the whole lab.
More Ta's to help

Generated: 12/8/2009 3:51:51 PM